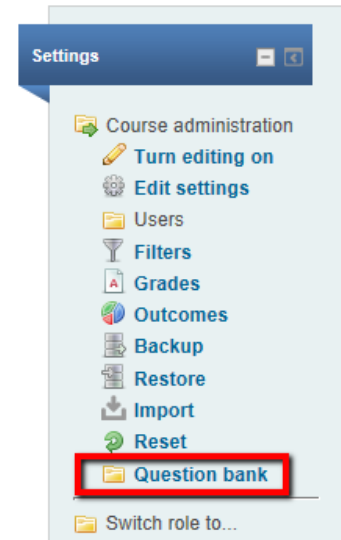


## Advanced Create a Quiz

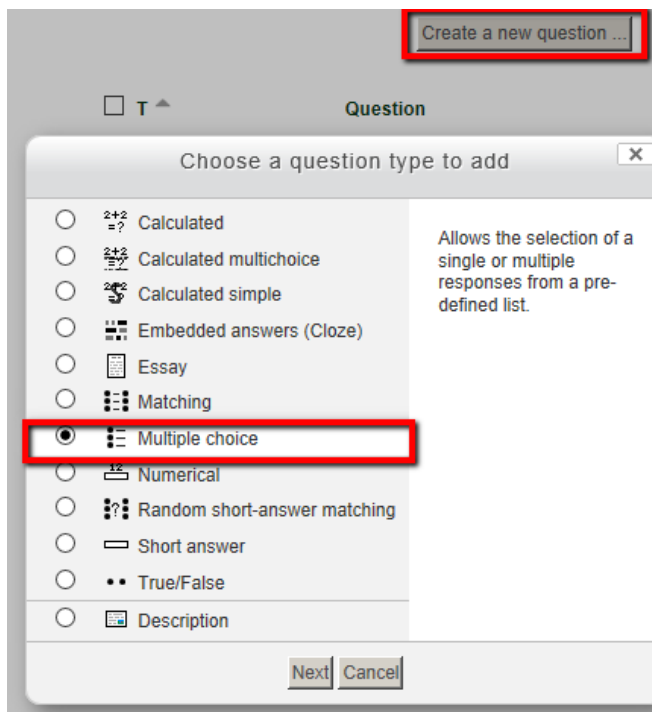
### Step 1

Click "Question bank" under the Setting tag.



### Step 2

Press the "Create a new question" button. Choose "Multiple Choice" for example.



### Step 3

Enter the "Question name" and the "Question text", this is what exactly the students going to see,

General

Category: Default for maxlue (3)

Question name\*: Turtle Life Span

Question text

Font family | Font size | Paragraph

**B** *I* U ABC x<sub>2</sub> x<sup>2</sup> | Paragraph icons

What is the average life span of an American Box Turtle?

Path: p

Default mark\*: 1

### Step 4

Set the numbers of multiple answers and number of choices.

Default mark\*: 1

General feedback

Font family | Font size | Format

**B** *I* U ABC x<sub>2</sub> x<sup>2</sup> | Paragraph icons

Path:

One or multiple answers? One answer only

Shuffle the choices?

Number the a., b., c., ...

### Step 5

Type the answer of Choice, for example, Choice1,2,3 and 4.

Choice 1

Answer

Font family | Font size | Paragraph

**B** *I* U ABC x<sub>2</sub> x<sup>2</sup> | Paragraph icons

23

Path: p

Grade: None

Feedback

Font family | Font size | Format

**B** *I* U ABC x<sub>2</sub> x<sup>2</sup> | Paragraph icons

Path:

## Step 6

Set the Grade to 100% of the right choice.

Choice 3

Answer

Font family Font size Format

**B** *I* U ABC X<sub>2</sub> X<sub>1</sub>

Path:

Grade 100%

Feedback

Font family Font size Paragraph

**B** *I* U ABC X<sub>2</sub> X<sub>1</sub>

123

Path: p

## Step 7

Click "Save Changes".

Save changes Cancel

## Step 8

The first question has been made. Then, continue to create new question by Clicking "Create a new question". Then, back to the home page by clicking "My home", and then clicking "Turn editing on".

### Question bank

Select a category: Default for maxlue (4)

- Also show questions from sub-categories
- Also show old questions
- Show question text in the question list

The default category for questions shared in context 'maxlue'.

Create a new question ...

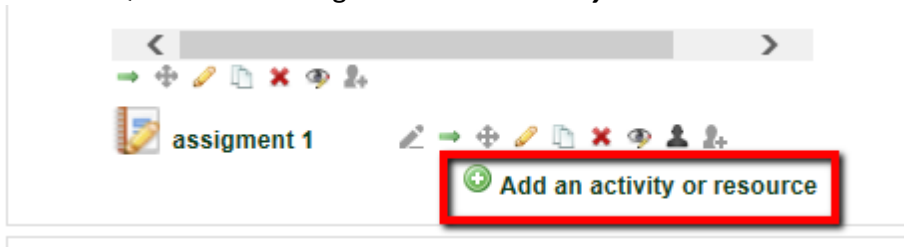
<input type="checkbox"/>	T	Question	Created by First name / Surname	Last modified by First name / Surname
<input type="checkbox"/>		canon 5dll	Wing Yuen LUI	Wing Yuen LUI
<input type="checkbox"/>		First dog in space	Wing Yuen LUI	Wing Yuen LUI
<input type="checkbox"/>		Turtle Life Span	Wing Yuen LUI	Wing Yuen LUI
<input type="checkbox"/>		Tutile Life Span	Wing Yuen LUI	Wing Yuen LUI

With selected:

Delete Move to >> Default for maxlue (4)

## Step 9

Choose "Quiz" after clicking the "Add an activity or resource".



## Step 10

Enter the Name and Introduction.

### Adding a new Quiz to Topic 3

General

**Name\*** Quiz Tutorial

Description

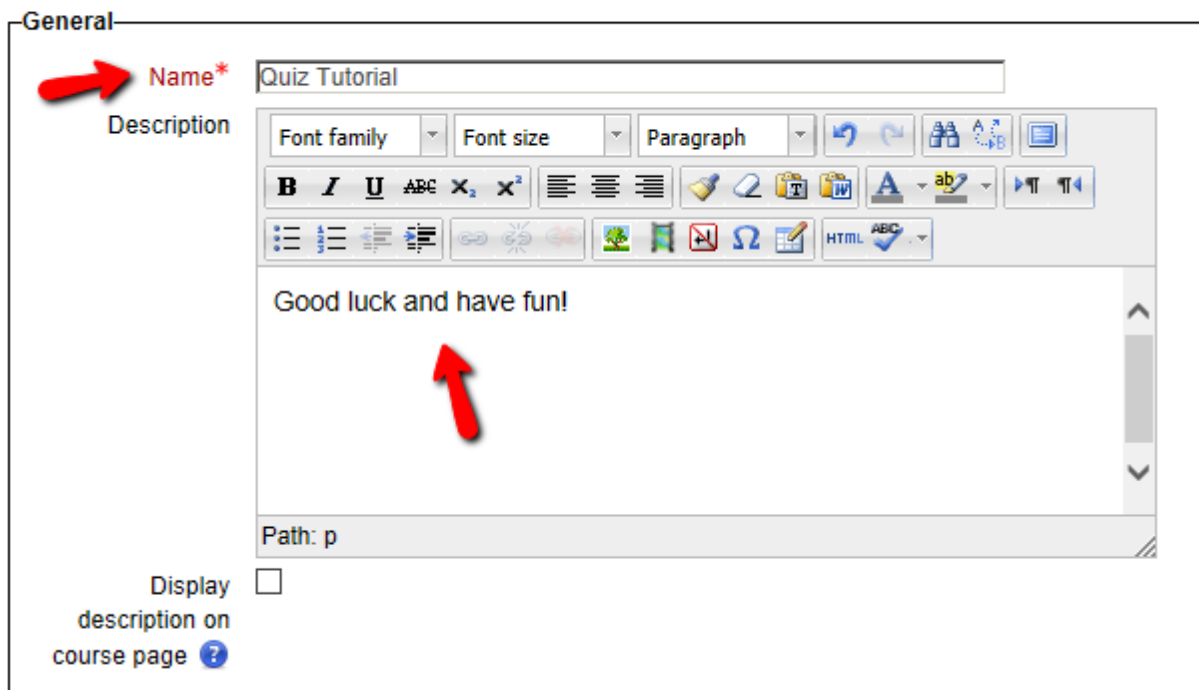
Font family Font size Paragraph

**B** *I* U ABC x<sub>2</sub> x<sub>3</sub> [List icons]

Good luck and have fun!

Path: p

Display description on course page



## Step 10

You may set the time to open and close the quiz and the time limit.

Timing

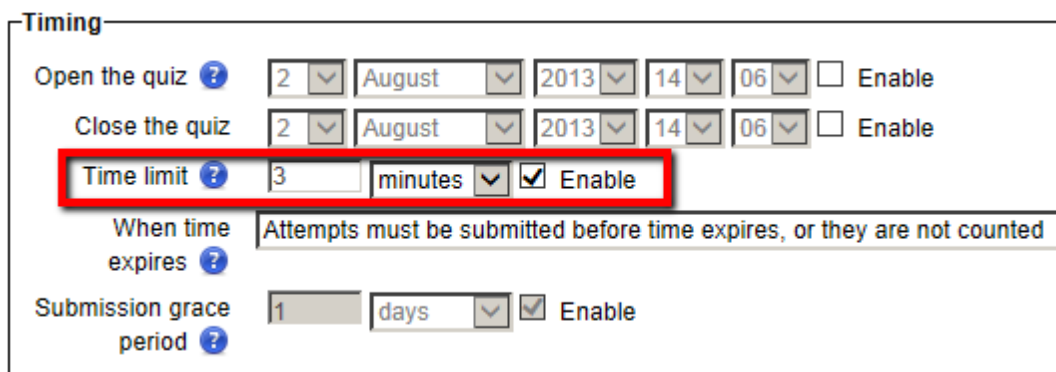
Open the quiz       Enable

Close the quiz       Enable

**Time limit**    Enable

When time expires

Submission grace period    Enable



## Step 11

Click **“Shuffle with questions”** if the order of the question is not a matter.

Question behaviour

Shuffle within questions  ?

How questions behave  ?

## Step 12

Choose **“1”** under the **“Attempts allowed”** tag if you want students to have one chance to take the quiz.

Grade

Grade category  ?

Attempts allowed  ?

Grading method  ?

## Step 13

Click **“Save changes and return to course”** when you finished.

can be accessed

## Step 14

In order to add question to the quiz, click **“Quiz Tutorial”**.

→ + ✎ ✖ 👁 👤 👥

assignment 1 ✎ → + ✎ ✖ 👁 👤 👥

✎ → + ✎ ✖ 👁 👤 👥

+ Add an activity or resource

## Step 15

Click **“Edit quiz”**.

**Quiz Tutorial**

---

Good luck and have fun!

---

Time limit: 3 mins

Grading method: Highest grade

No questions have been added yet

[Edit quiz](#)

[Back to the course](#)

## Step 16

Show the **“Question bank contents”** and select the question set before, then click **“Add to quiz”**. And press the **“Save”** button finally

[Editing quiz](#) [Order and paging](#)

---

Editing quiz: **Quiz Tutorial** The basic ideas of quiz-making  
Total of grades: 2.00 | Questions: 2 | This quiz is open  
Maximum grade: 100.00 [Save](#)

Page 1

1 **First dog in space** What is the name of the first dog to trav...  
Grade: 1 [Save](#)  
Multiple choice

Page 2

2 **Turtle Life Span** What is the average life span of an Am...  
Grade: 1 [Save](#)  
Multiple choice

**Question bank contents [Hide]**

Category: **Default for maxlue**  
The default category for questions shared in context maxlue:

Select a category:  
Default for maxlue (2)

[Create a new question...](#)

With selected:

[Add to quiz](#) [Delete](#) [Move to >>](#)

## Step 17

Click the **“Quiz Tutorial”** button to back to the page.

> 3 October - 9 October > [Quiz Tutorial](#) > Edit quiz

## Step 18

Finally, press the **“Preview quiz now”** to start preview the quiz.

Quiz Tutorial

---

Attempts allowed: 1  
Time limit: 3 mins

[Preview quiz now](#)